



**DATA INTEGRATION**

# **Qlik<sup>®</sup> Data Products for SAP**

Inventory Management Data Product for SAP

## INTRODUCTION

Inventory management isn't easy. Your teams have to order and receive raw materials at warehouses or distribution facilities, issue stock into production and inspection processes, and then fulfill forecasted demand for finished goods. All important to business success since it directly impacts your customer experience and loyalty, your operational and working capital costs, and your sales growth.



For instance, lack of inventory can result in incomplete or delayed order fulfilment which turns into unhappy customers. Out-of-stock situations can impact both top-line sales growth and customer satisfaction. Excess inventory can tie up working capital or become outdated stock. In many industries, businesses maintain inventory levels around 7-18% of gross sales. For example, if a company had \$10 billion in sales and an inventory level of 10% of gross sales, that means there is \$1 billion sitting in inventory — a large amount!

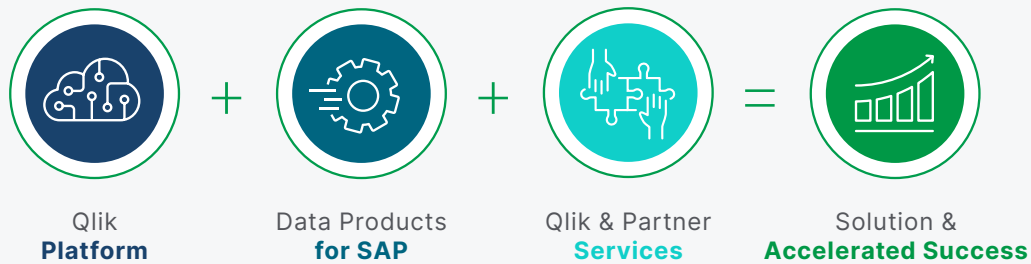


But inventory management is complex. Between managing raw materials, in-production inventory, and finished goods – your business has tens of thousands of stock items to track. And you have to manage stock across multiple locations, time zones, and cost structures. However, this complexity also provides opportunity for competitive advantage.

To gain competitive advantage, business leaders need fresh insights from integrated up-to-date inventory data sitting in your SAP and non-SAP systems that can trigger immediate action. And combine that with modern inventory analytics that go beyond static reporting or dashboards. For example, using conversational analytics, intelligent alerts, and smart visualizations. Qlik can help accelerate this data integration and analytics modernization journey for SAP customers.

# Qlik Data Products for SAP

Qlik can help you accelerate your journey to modern SAP inventory analytics and success with our industry-leading data integration and analytics platform, supplemented by data products for SAP and delivered by Qlik and Partner technical and business consulting experts.



## Modern Data Integration, AI, and Analytics

Qlik is ideally suited to accelerate SAP data integration with modern analytics projects. It can integrate and make SAP data seamlessly available across diverse platforms and hybrid environments. That empowers inventory management decision makers across your business with data analytics that uncover hidden insights in their SAP data.

### Key Capabilities

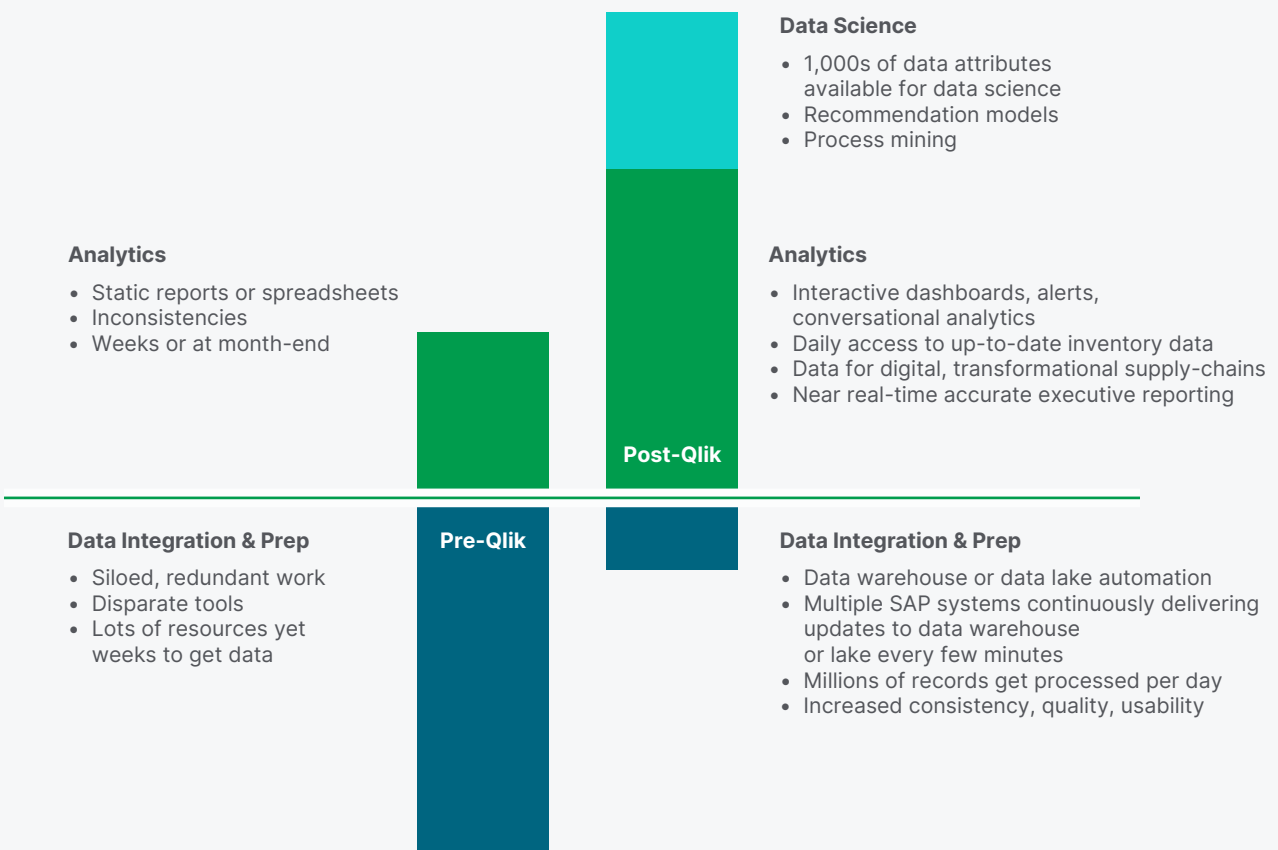
- Expand access to SAP data by automatically creating and updating a cloud or on-premise data warehouse that contains SAP master and transactional source data
- Automate the creation of analytics data models and associated code generation for SAP data transformation
- Establish an intelligent analytics data pipeline enabling the reflection of dynamic business content and logic
- Enable new insights and data science by allowing users to combine SAP inventory data with data from other trusted data sources
- Augment user abilities with AI-powered capabilities such as conversational analytics
- Notify decision makers using intelligent alerts when anomalies occur or business exceeds critical thresholds

## Data Products for SAP

Working hand-in-hand with our technology partners – Snowflake, Amazon Web Services, Microsoft Azure, and Google Cloud – we’ve developed Qlik Inventory Management data products for SAP that build upon our proven data and analytics platform and enables you to:

### Accelerate your data modernization strategy

- Reduce implementation and testing time with pre-configured data integrations, business data models, and data analytics templates for inventory management
- Accelerate time to insights by reducing the amount of effort and resources you had previously focused on manual data integration and preparation activities
- Empower your business analysts and data scientists by decoding SAP source structures into analytics-ready data marts with thousands of data attributes and up-to-date inventory data
- Provide near real-time executive reporting
- Lower total cost of ownership (TCO) with cloud scale and increased automation



## Increase inventory management efficiency and reduce costs

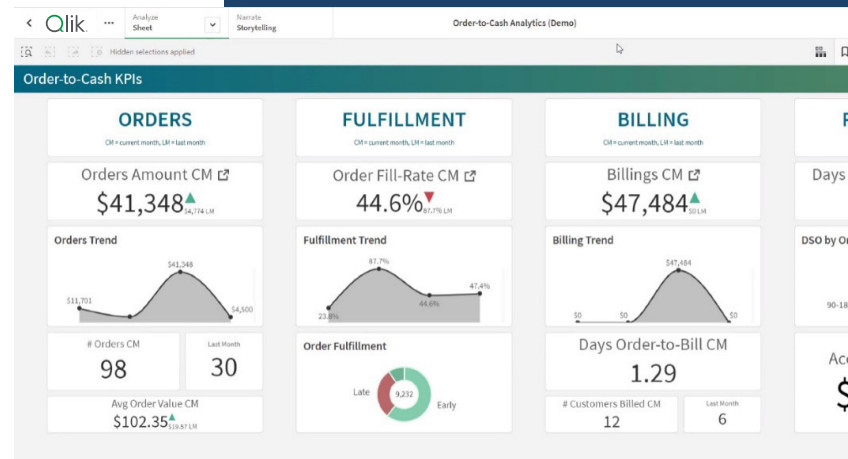
- Gain actionable insights into materials receiving and returns
- Manage stock quality, inspections, and scrap to improve operating efficiencies
- Identify inventory bottlenecks across locations and movements to improve Days Inventory On-hand
- Improve Inventory Turnover by identifying slow-moving and fast-moving items as well as reasons why

## Qlik and Partner Services

Qlik Consulting and our Partners maximize the value of your Qlik investment by empowering your organization with faster answers, more insights, and better outcomes. Our consultants are specialized, highly skilled professionals who know Qlik best and leverage best practices from thousands of engagements.

### Partnership every step of your Qlik journey

- Accelerate adoption and ROI by maximizing your use of advanced capabilities, data products for SAP, and Qlik experience
- Manage and mitigate your risk with our proven best practices for ensuring performance and scale
- Evolve at your pace, establishing an engagement model and skills that fit your needs
- Increase your business agility and flexibility by modernizing your data platform



### Example of KPIs and data delivered by Qlik data products for SAP

#### Receiving

- Received Value, Number of Received Orders, Returned Value, Number of Returned Orders
- Analyze by Vendor, by Material, by Category, by Location, by Plant, etc.

#### Quality Inspection

- Quality Inspection Orders  
Received and Issued, Scrap Value
- Quality by Plant, by Vendor, by Material

#### Stock On-Hand

- Days Inventory On-Hand, Total Stock Value, Unrestricted Stock, Stock in-Transit, Blocked Stock, Stock in Quality Inspection

#### Shipping

- Inventory Turnover Ratio, Orders Shipped, Fast-Moving Items, Slow-Moving Items

Contact us to learn more or visit [qlik.com](https://qlik.com)



## About Qlik

Qlik transforms complex data landscapes into actionable insights, driving strategic business outcomes. Serving over 40,000 global customers, our portfolio leverages advanced, enterprise-grade AI/ML and pervasive data quality. We excel in data integration and governance, offering comprehensive solutions that work with diverse data sources. Intuitive and real-time analytics from Qlik uncover hidden patterns, empowering teams to address complex challenges and seize new opportunities. Our AI/ML tools, both practical and scalable, lead to better decisions, faster. As strategic partners, our platform-agnostic technology and expertise make our customers more competitive.

[qlik.com](https://qlik.com)